

PYRAMID

076813 Triumph Street Triple 675 Hugger Instructions

Kit Includes:

3X M6 x 16mm Flanged Button Head Bolts

CBOL0251

1X Small OEM Bracket


CFK076813

Please note: The small OEM bracket provided is only needed if your bike does not have an OEM Hugger fitted already.

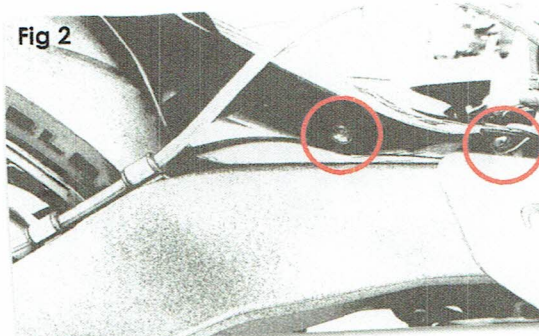
If the OEM Hugger is fitted, remove it from the bike, re-fit the screws into their original mounting points on the swing arm and be sure to leave the small OEM bracket in place.

- The small OEM bracket provided needs to be fitted in the position shown in **Fig 1**.
- Position the Pyramid Hugger over the swing arm and mount loosely using **two M6 x 16mm Bolts (provided)** in the highlighted areas of **Fig 2**.
- Now, on the other side of the swing arm, mount loosely the remaining **M6 x 16mm Bolt (provided)** in the highlighted area of **Fig 3**.
- Finally, tighten all of the mounting points.


Please check all fasteners and alignment of the Pyramid Hugger periodically.



Right-hand side of the swing arm



Right-hand side of the swing arm



Left-hand side of the swing arm

sales@pyramid-plastics.co.uk

+44 (0)1427 677990

www.pyramid-plastics.co.uk